

2009 Top Runners

Fire Responses=54,258

EMS Responses=88,571

Engines	Average=2,032	High=3,488	Low=1,090	Squads
	Fire	EMS	Total	
E27	879	2,609	3,488	SQ10
E20	870	2,584	3,454	SQ07
E11	823	2,144	2,967	SQ29
E24	821	2,118	2,939	
E03	790	2,102	2,892	
E22	808	2,073	2,881	Medics
E61	677	2,164	2,841	
E02	582	1,860	2,442	M44
E30	627	1,803	2,430	M45
E63	447	1,891	2,338	M21
Ladders	Average=1,045	High=1,487	Low=705	Battalions
L44	1,201	286	1,487	BC12
L20	885	479	1,364	BC11
L30	893	296	1,189	BC14
L43	918	268	1,186	
L14	1,027	133	1,160	TSU10
L04	769	360	1,129	
L10	837	268	1,105	SAF4
L31	818	252	1,070	
L29	798	267	1,065	1205
L13	963	95	1,058	

1 Total=142,829

Average=2,617

High=3,249

Low=1,349

Fire	EMS	Total
962	2,287	3,249
574	2,529	3,103
430	2,313	2,743

Average=2,262

High=3,333

Low=1,784

66	3,267	3,333
35	2,391	2,426
41	2,305	2,346

671	104	775
618	133	751
636	67	703
230	17	247
694	169	863
472	36	508

2009 Engine Responses

	Fire	EMS	Total
E27	879	2,609	3,488
E20	870	2,584	3,454
E11	823	2,144	2,967
E24	821	2,118	2,939
E03	790	2,102	2,892
E22	808	2,073	2,881
E61	677	2,164	2,841
E02	582	1,860	2,442
E30	627	1,803	2,430
E63	447	1,891	2,338
E05	820	1,501	2,321
E31	746	1,505	2,251
E04	729	1,515	2,244
E44	810	1,425	2,235
E62	523	1,629	2,152
E33	550	1,581	2,131
E43	553	1,482	2,035
E06	718	1,123	1,841
E45	517	1,315	1,832
E15	644	1,175	1,819
E01	668	1,146	1,814
E23	684	1,119	1,803
E25	567	1,214	1,781
E19	654	1,100	1,754
E08	665	1,011	1,676
E29	849	790	1,639
E13	1,282	298	1,580
E41	405	1,129	1,534
E12	634	878	1,512
E18	477	1,032	1,509
E21	660	823	1,483
E10	846	613	1,459
E07	1,088	311	1,399
E42	402	828	1,230
E14	886	338	1,224
E16	662	492	1,154
E64	136	954	1,090
E26**	69	321	390
TN42	38	1	39

**E26 marked out of service April 1, 2009

2009 Ladder Responses

	Fire	EMS	Total
L44	1,201	286	1,487
L20	885	479	1,364
L30	893	296	1,189
L43	918	268	1,186
L14	1,027	133	1,160
L04	769	360	1,129
L10	837	268	1,105
L31	818	252	1,070
L29	798	267	1,065
L13	963	95	1,058
L27	647	395	1,042
L22	673	362	1,035
L07	876	113	989
L06	726	257	983
L63	558	415	973
L01	756	160	916
L15	741	160	901
L21	573	234	807
L64	493	235	728
L19	499	206	705
			20,892

2009 Squad and Medic Responses

	Fire	EMS	Total
SQ10	962	2,287	3,249
SQ07	574	2,529	3,103
SQ29**	430	2,313	2,743
SQ14	553	2,186	2,739
SQ13	451	2,067	2,518
SQ32	599	750	1,349
M44	66	3,267	3,333
M45	35	2,391	2,426
M21	41	2,305	2,346
M42	30	2,104	2,134
M41	22	2,042	2,064
M06	28	2,027	2,055
M04	12	1,944	1,956
M12	36	1,748	1,784

**Squad #29 marked in service April 1, 2009

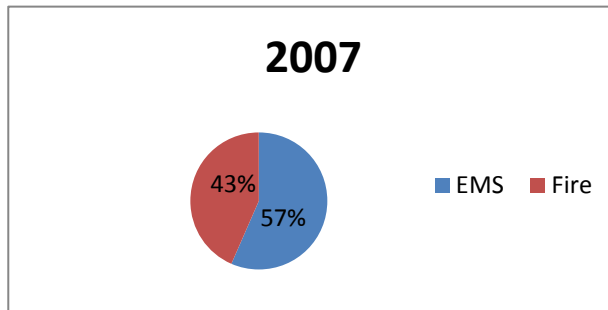
2009 Battalions, TSU, Safety, and Accountability Responses

	Fire	EMS	Totals
BC12	671	104	775
BC11	618	133	751
BC14	636	67	703
BC2	518	109	627
BC4	502	84	586
BC13	474	78	552
BC6	341	109	450
TSU10	230	17	247
TSU29	222	16	238
TSU31	106	11	117
TSU18	99	4	103
SAF4	694	169	863
SAF2	450	167	617
SAF6	158	28	186
1205	472	36	508

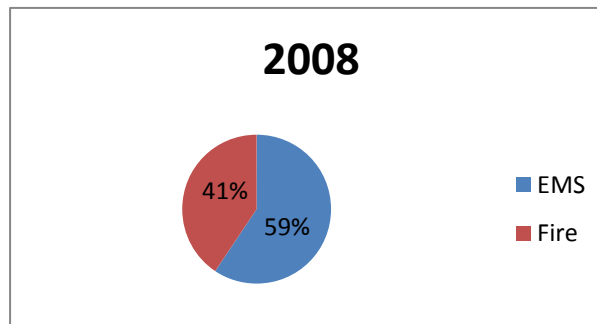
2009 Tactical, Boats, and Foam Responses

	Fire	EMS	Total
TC14	9	218	227
TC07	9	175	184
TC43	3	84	87
TC13	69	7	76
TC01	62	9	71
TC05	62	8	70
TC29	37	1	38
TC44	34	2	36
TC19	24	3	27
TC21	23	2	25
TC31	21	2	23
TC64	1	22	23
TC06	6	16	22
BT07	2	41	43
BT14	5	54	59
FM19	3	0	3

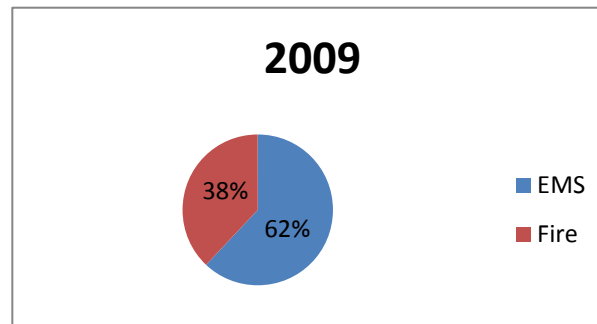
2007
EMS Fire Total
68,920 52,914 121,834



2008
EMS Fire Total
80,858 55,265 136,123



2009
EMS Fire Totals
88,571 54,258 142,829



	EMS	Fire	Total
2007	68,920	52,914	121,834
2008	80,858	55,265	136,123
2009	88,571	54,258	142,829

